

Unit 3.3

Talking about your community

Getting started 1

a) Mime these actions:

stand sit hop run eat drink comb your hair wash your hands

b) Play Simple Simon. Your teacher will give the instructions.

c) Now give instructions to your teacher. S/he will follow your instruction and speak. Listen carefully to what s/he says.



Listening Task: find the activities

a) Match the columns:

feed	vegetables
collect	cuajada
light	the cows
milk	chickens
grind	firewood
wash	a fire
cook	maize
make	clothes

b) Listen to the CD and check your answers.

c) Fill in the blanks.

MJ: Good morning everyone. Isn't it lovely. What's everyone doing? Pia, you're stirring the milk with your hands. What are you making?
Pia: I _____ cuajada. It's a type of cheese.
MJ: What are you doing Daisy?
Daisy: I _____ tostones.
MJ: Where's Alejandro?
P: He _____ the chickens.
MJ: What can I do?
D: You can collect some firewood.

d) Listen and practice the pronunciation. Write out the extra examples.



Task: Where is everyone? What are they doing?

Pairwork:

A: You're the only one in class today
B: You're the teacher and you want to know what the others are doing.

Example:

B/teacher: Where's Marta? What's she doing?
A /student: Marta's taking an exam.

Use the cue cards, and your own examples too.

Grammar: Present continuous: to be + -ing

Affirmative

I am cooking We are playing
You are singing You are learning (English)
He is feeding _____ They are making _____

Negative

She isn't watching TV.

They aren't studying English.

Questions: Are they playing baseball?

What are you doing?


What are you making?

We use the present continuous for an action taking place now.

Patterns:

Feed	feeding	only add -ing
Separate	separating	remove final -e and add -ing
Stir	stirring	double the final consonant and add -ing

What's the difference?



Look at these pairs of words. Now listen carefully. For each pair circle the one you hear first.

washing / watching
learning / leaning


feeling / feeding
living / loving

working / walking
praying / paying

Task: Find the differences

- You and your partner will have a picture. Look at your picture. With your partner, practice saying what's happening.
- Back-to-back: You and your partner have 2 different pictures with people doing different things. Say what your people *are doing* and *aren't doing*.

Make or do?



Is the correct expression *make* or *do*? Do you *make* / *do* a mistake?

your homework
a cup of coffee


the cleaning
a phone call

a mistake
the washing up

the cooking
the supper

Listen to the CD to correct your answers.

Task: solar fruit drying

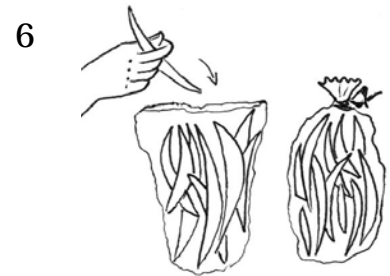

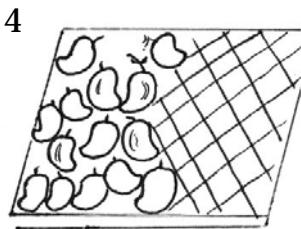
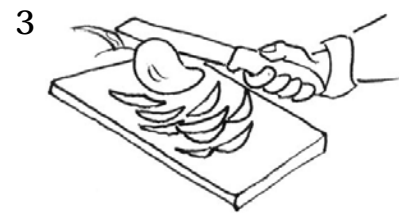
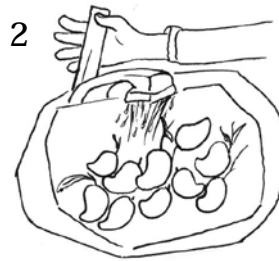



Ariel is showing visitors round a community project.
He's explaining what everyone is doing.

- Write the verbs in full.
- Listen and check your answers.

We have a lot of mangoes in September. We dry them in the sun. Then we can eat mangoes all year. Matilda (select) the good fruit. Isobel (wash) the fruit. Ana and Maria (slice) the fruit. Elder and Israel (place) the fruit on trays. Silvia (put) the trays to dry in the sun. Gloria (pack) the dried fruit in bags.

- Listen again to each action and practice.



- Use the diagrams and work with a partner. Point to a diagram and ask / answer: *What is she doing? What are they doing?*
- Take it in turns to be the guide and explain the whole process to the class.
- Think of another process. Prepare a similar explanation.

Getting started 2

- Which of these places do you have in your community?

school	church	shop	cafe	market
parks	houses	people	craft shop	bus stops

- You and your partner will each have a picture. Don't show yours to anyone else. Find out what's in your picture but not in your partner's. You can only ask:

Is there ____ ____? Are there ____ ____?

Task: curious visitors



a) Visitors are very curious and usually ask lots of questions. Here are some things they want to know. **What questions can they ask? And what are your answers?** Example: *Is there a bookshop? No, there isn't.*

river [✖]	bookshop [✖]	cafe [✓]
snakes [✓]	poisonous insects [✖]	library [✖]
fish in the river [✓]	hot water [✓]	

Listen to the CD and check your answers.

b) i) At the host family the visitors need:

an extra blanket	milk	mosquito net	filtered water
------------------	------	--------------	----------------

What questions can they ask?

ii) Visitors to El Robledal want to know what they can buy. What are their questions?

Is	there	a	postcards	we can buy?
Are	there	any	coffee	
			bags	
			wood carvings	
			paintings	
			photo of your school	

Listen to the CD. Practice the questions and give answers.

Task: the visitors are still curious



Can you recall some of the things visitors wanted to know in the previous task? Here are more things they want to know. This time they ask:

How many?	How much?	How often?
-----------	-----------	------------

a) What are their questions? And what are your answers?

- | | |
|---|--|
| i) ___ ___ people live in Nicaragua? | ii) ___ ___ ___ (you) go to town? |
| iii) ___ ___ does the bus run? | iv) ___ ___ guides work here? |
| v) ___ ___ ___ we (pay) for a day? | vi) ___ ___ do you guide? |
| vii) ___ ___ visitors come each month? | viii) ___ ___ ___ tortillas (you) eat a day? |
| ix) ___ ___ sugar (put) in your coffee? | x) ___ ___ is the bus fare? |

b) Pronunciation practice

www.thenesttrust.org.uk

Task: What's special about Nicaragua?



- With a partner list five things that describe Nicaragua.
- Compare your list with other people's.
- Are there any surprises? Are there any questions you'd like to ask them?
- Would you like to visit another country? Which one(s)? Why?

Building

a) Listening Task: Ariel and Silvia talk



Listen and note what Ariel and Silvia say about living in a town or the country.

In town	In town	In the country
What Ariel likes	What Silvia doesn't like	What Silvia does
i)	i)	i)
ii)	ii)	ii)
iii)		iii)
iv)		

Can you talk about living in the town and country?

b) What's special about Nicaragua?



i) Which of these features does Nicaragua have? Put a circle round them.

volcanoes mountains coast cloud forest colonial buildings lakes elephants oil

ii) Now read what Mat says. Underline the features you can find in Nigeria.

When I say I'm visiting Nicaragua, people sometimes say "Nigeria. That's in Africa isn't it?" I get very cross. I like both countries but they are very different.

There are wonderful volcanoes in Nicaragua and huge lakes. There's beautiful coast on the Atlantic and Pacific. There are fine buildings in the colonial cities of Leon and Granada. There aren't any (Spanish) colonial buildings in Nigeria. But there are big animals like elephants. Nigeria is on the West coast of Africa. In the north it is very dry with very little vegetation. There aren't any areas of cloud forest. The people grow yucca, tomatoes, onions and different types of beans. Nigeria has a lot of oil.

iii) Write some sentences using *both* or *but*.

iv) Which words in the box are countable? Which are uncountable?

v) Find Nigeria on a map. What countries does it border? What countries does Nicaragua border? Which country is larger? What are the main rivers in Nicaragua? What are the main rivers in Nigeria?